



▶▶▶ **HEAT TRANSFER INSTRUCTIONS**

Instructions for Printing onto **Light Colored Textiles**  
with **FOREVER Five Star Universal**

▶▶▶ **PRINT SETTINGS**

**COLOR COPIER**

**Paper Mode:** See list on reverse side  
**Image Mode:** Mirror image  
**Feeding:** Bypass (manual feeding)

**LASER PRINTER**

**Paper Mode:** See list on reverse side  
**Image Mode:** Mirror image  
**Feeding:** Bypass (manual feeding)

▶▶▶ **TRANSFER SETTINGS**

	<b>AUTOMATIC HEAT PRESS</b>	<b>MANUAL HEAT PRESS</b>
<b>PRESSURE</b>	5 bar (70 PSI)	High/maximum
<b>TEMPERATURE</b>	200° C (390° F)	200° C (390° F)
<b>TIME</b>	30 sec. with fleece/20 sec. without fleece	30 sec. with fleece/20 sec. without fleece

**Note:** Please use fleece to avoid yellowing of the garment when printing. (Included in the package.)

▶▶▶ **TRANSFER APPLICATION**

- ▶ Place the textile on the lower plate.
- ▶ Place **FOREVER Five Star Universal** onto the t-shirt and cover with **fleece**.
- ▶ Press as long as mentioned above.
- ▶ Peel off the transfer paper immediately.  
(Do not in any event take the t-shirt off the press before the transfer paper has been peeled off.)
- ▶ For a softer touch stretch the garment into the width.

▶▶▶ **WASHING**

- ▶ **Up to 60° C** (warm wash cycle).






▶▶▶ **IRONING**












- ▶ **When ironing cover the print with baking paper.**

▶ **ANY PROBLEMS?** Visit our website [www.forever-ots.com](http://www.forever-ots.com)  
Click Video, choose the transfer paper, transfer machine, the product and watch the specific application!



## PRINTER COMPATIBILITY LIST FOREVER Five Star Universal

BRAND	MODEL	PRINTER SETTINGS
<b>CANON</b>	all CLC 	HEAVY PAPER
	CP 660 	UNSUITABLE
	IRC 2880	HEAVY PAPER
	C1	HEAVY PAPER 2
<b>DEVELOP</b>	QC 2235+	LABEL 1
	QC 3101	LABEL 1
	ineo 450+	LABEL 1
	ineo 250+	LABEL 1
<b>EPSON</b>	Laser C 8500	UNSUITABLE
	Laser C 8600	UNSUITABLE
	Aculaser C1100	UNSUITABLE
	Aculaser C1900S	ETIKETT
<b>HP</b>	1500 L	HEAVY PAPER
	2500 L	HEAVY PAPER
	2550 L	ROUGH PAPER
	3500 N	HEAVY PAPER
	4550	HEAVY PAPER
	3550	HEAVY PAPER
	3600	LABEL
	<b>KYOCERA</b>	FS-C5020N
	KM-C2520	THICK PAPER/HEAVY 1
	KM-C2525E	THICK PAPER/HEAVY 1
	KM-C3225	THICK PAPER/HEAVY 1
	KM-C3232E	THICK PAPER/HEAVY 1
	KM-C4035E	THICK PAPER/HEAVY 1
<b>LEXMARK</b>	C912	HEAVY PAPER
<b>MINOLTA</b>	MagiColor 2 	TRANSPARENCY FOIL
	Bizhub C250/252	LABEL 1
	Bizhub C350/351	LABEL 1
	Bizhub C450/451	LABEL 1
	Bizhub ProC500	NORMAL 80g
	CF 2002	LABEL 1 or 2
	CF 3102	LABEL 1 or 2
	QMS 2200 	ETIKETT
	QMS 2300 DL	THICK STOCK
	QMS 2350	THICK STOCK
	MC 2400 W	ETIKETT
	QMS 6100 DL 	HEAVY PAPER
	Bizhub C253	LABEL 1
	Bizhub C203	LABEL 1
	Bizhub C353	LABEL 1
	<b>SHARP</b>	MX2300N

BRAND	MODEL	PRINTER SETTINGS
<b>NASHUATEC</b>	DSC 328 	HEAVY PAPER
	MPC2000	THICK PAPER
	MPC2500AD	THICK PAPER 1
	MPC2500e	THICK PAPER 1
<b>OKI</b>	SPC 420DN	LABEL
	C 3100/3200	ETIKETT
	C 3300-3400	GLOSSY
	C 5200/5500	ETIKETT
	C 5600-5900	ETIKETT 2
	8600-8800	ETIKETT 2
	C 5200/5400	ETIKETT
	C 5700	GLOSSY PAPER
<b>RICOH</b>	C 9300/9500	ETIKETT
	C 9600	ETIKETT
	C 9800	ETIKETT
	Aficio AP3800C	ETIKETT
	Aficio 2228C 	HEAVY PAPER
	Aficio C811	THICK PAPER 3
	Aficio CS510E	THICK PAPER 3
	Aficio DSC428	THICK PAPER
	AficioCL4000DN	THICK 1
	<b>TALLY</b>	8004/81004 
	8008	UNSUITABLE
	8204 	TRANSPARENCY FOIL
	8006e 	HEAVY PAPER
	<b>TOSHIBA</b>	eStudio 211c 
eStudio 311c 	THICK 2	
eStudio 2500c	THICK 2	
eStudio 3500c	THICK 2	
eStudio3510c	THICK 2	
<b>UTAX</b>	CDC1526D	UNSUITABLE
<b>XANTE</b>	600 	HEAVY PAPER
	1200 PRO 	HEAVY PAPER
	ILUMINA 	ETIKETT
<b>XEROX</b>	DC 12	HEAVY PAPER
	DC 3535	NORMAL PAPER
	Workcenter 3545	ETIKETT
	DC 50 	HEAVY PAPER
	M 24	THIN PAPER
	Phaser 7400	THIN PAPER
	Phaser 7750	NORMAL PAPER
	DC 240/250	HEAVY PAPER 1
	DC 1250	THICK PAPER

